



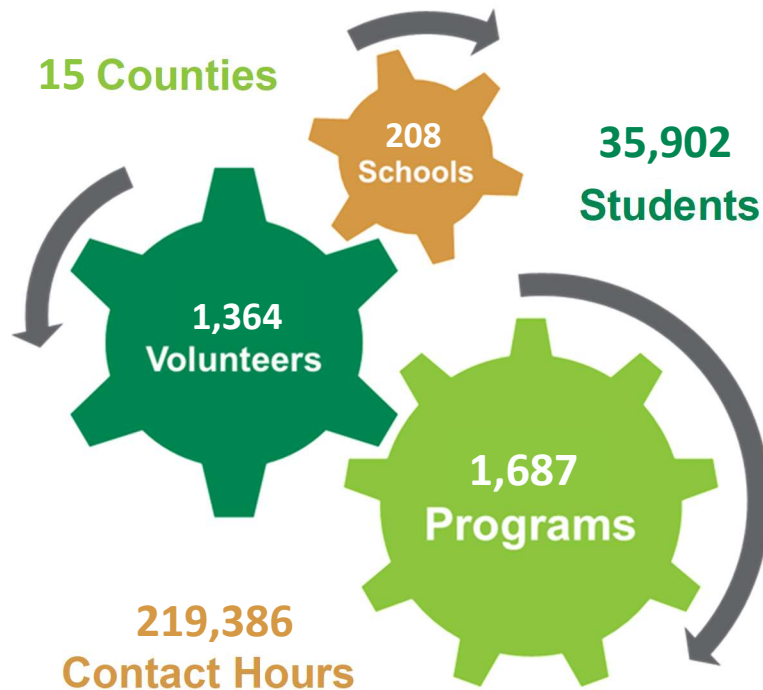
GIVE THEM THE POWER  
TO CHANGE THEIR WORLD.  
Empower the Future®

Junior Achievement of North Central Ohio

# 2018-19 School Year in Review

Serving Ashland, Carroll, Coshocton, Crawford, Holmes, Knox, Marion, Medina, Morrow, Portage, Richland, Stark, Summit, Tuscarawas and Wayne Counties.

## LOCAL IMPACT



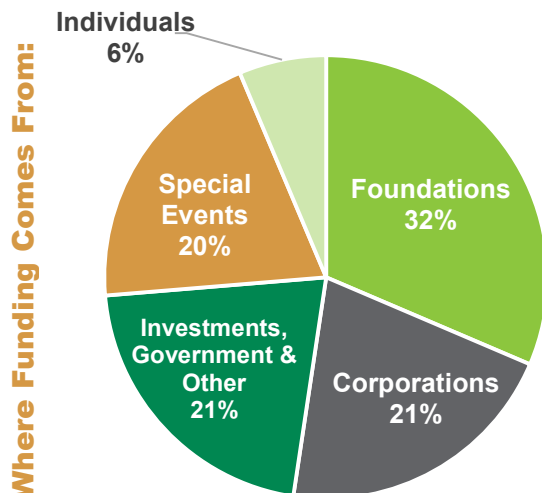
Junior Achievement's K-12 programs inspire and prepare young people to succeed in a global economy through innovative, interactive programming, which focuses on the pillars of **Work Readiness**, **Financial Literacy**, and **Entrepreneurship**.

- ▲ 11.6% overall market penetration
- ▲ 47% of JANCO programs executed were implemented in Low to Moderate Income (LMI) schools.
- ▲ Cost: \$24.26 per student; \$561.21 per class

### JA Programs per County

|           |    |            |     |
|-----------|----|------------|-----|
| Ashland   | 13 | Morrow     | 6   |
| Carroll   | 42 | Portage    | 77  |
| Coshocton | 27 | Richland   | 87  |
| Crawford  | 71 | Stark      | 564 |
| Knox      | 12 | Summit     | 490 |
| Marion    | 14 | Tuscarawas | 50  |
| Medina    | 79 | Wayne      | 155 |

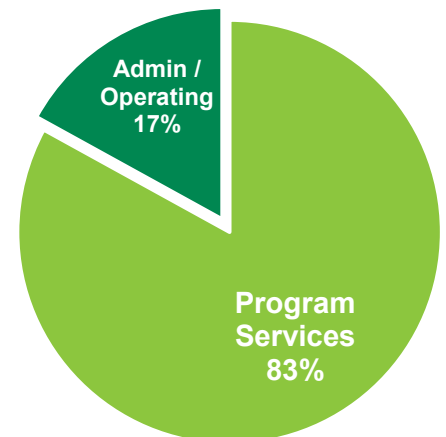
**ALL FUNDING** comes from philanthropy, meaning JANCO fundraises to receive **EVERY DOLLAR** needed to fund local programming. Students, teachers, and schools **are not** charged for JA programs.



### How You Can Help:



### How Contributions Are Used:



# 2018-19 EVALUATION SUMMARY

Junior Achievement of North Central Ohio (JANCO) conducts local evaluations each year. Evaluation data consists of student pre- and post-tests that measure the acquisition of key concepts related to finance, business, and the world of work. Teachers and volunteers also complete surveys to ensure JANCO maintains high standards of delivery in accordance with JA USA.

**PROCESS**

Evaluations are distributed to teachers and volunteers.


After the program is complete, pre- and post-tests are returned to JANCO.

Data is entered into the JA USA grading templates, ensuring that pre- and post-tests match for accuracy.

**STUDENT RESULTS**

### JA Our Region: 4<sup>th</sup> grade

Evaluated Classes: 15      Return Rate: 10.5%  
Total Students: 3,343      Sample Size: 352



- ▲ 87% of students reported JA taught them things they didn't know about entrepreneurship.
- ▲ 85% of students stated that Junior Achievement's program helped them gain important knowledge on current topics.
- ▲ 72% of students felt that JA made school more interesting.

### JA Global Marketplace\*: 7-12<sup>th</sup> grade

Evaluated Classes: 38      Return Rate: 53.1%  
Total Students: 1,588      Sample Size: 843



- ▲ Students reported being **more** interested in global job opportunities.
- ▲ **More** students understood the positive benefits and challenges associated with of global trade.
- ▲ \*Data from JA USA Program Evaluation Final Report, August 2017

### JA Personal Finance: 9-12<sup>th</sup> grade

Evaluated Classes: 14      Return Rate: 8.6%  
Total Students: 3,288      Sample Size: 281



- ▲ 89% of students plan to set personal finance goals for their futures.
- ▲ 87% of students will use a personal budget for future money management.
- ▲ 77% of students feel in control of their futures now.



### According to Teachers, JA programs:

- ▲ Give students "more knowledge on economics and real-life situations related to it."
- ▲ Teach "a lot of social studies content that gets neglected during the year."
- ▲ Give students "a better idea of what they want to do when they get older."

### Volunteers Report:

- ▲ "JA is a great way to help young people understand their importance in their communities."
- ▲ "Amazing to watch little minds burst with excitement over economics!"
- ▲ "JA is a wonderful vehicle to encourage young people to think about their future...and how to make their dreams come true."

### Nationally, JA USA Reports:

- ▲ 71% of middle school students reported that JA helped them recognize the importance of education and motivated them to work harder to achieve educational and work goals.
- ▲ 79% of high school students agreed that JA positively influenced their attitudes toward continuing their education.
- ▲ Teachers (95%) and volunteers (92%) report that students who participate in JA have a better understanding of how the real world operates.
- ▲ Both teachers and volunteers agree that JA students work together better as a team and are more capable of making group responses.

**ADDITIONAL RESULTS**